



**Soar Valley College**

A SPECIALIST MATHS AND COMPUTING COLLEGE

# Uploading written work using your phone

**ASPIRE ENJOY ACHIEVE**

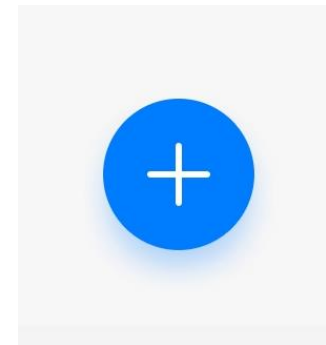


# Android devices

Step 1 - Open the note pad app



Step 2 - Create a new note  
and give your classwork a title.

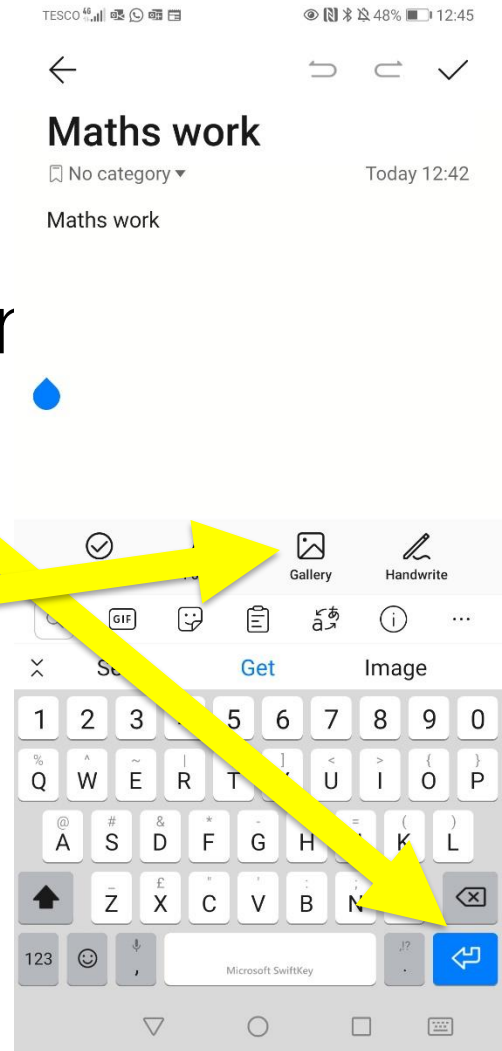




# Android devices

Step 3 - Use the enter key to start a new line

Step 4 - Then click on Gallery





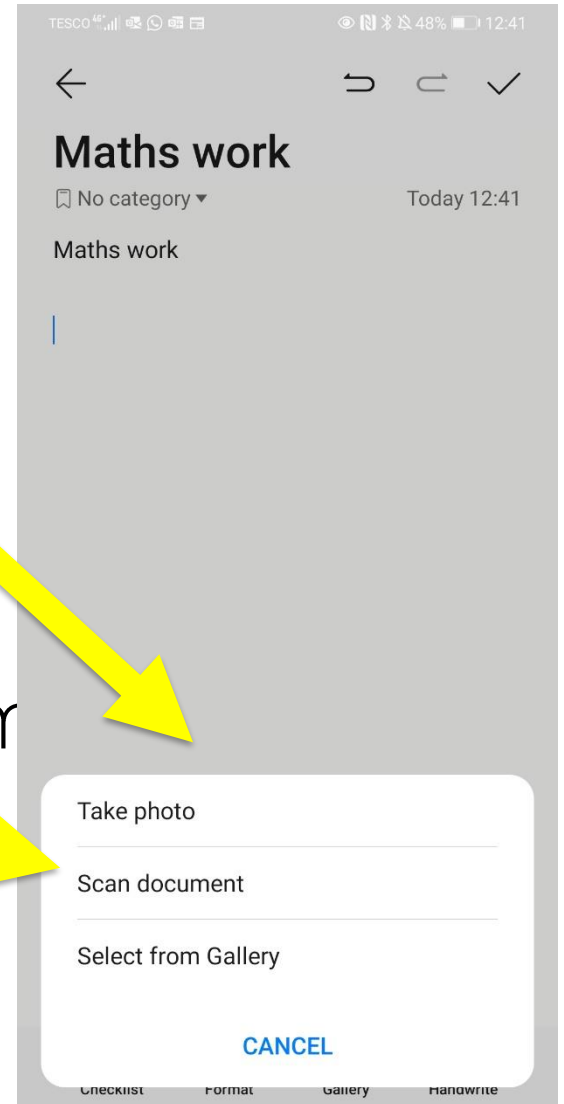
# Android devices

Step 5 - This will bring up these options

Step 6 - Now you can click on Scan document

Take a photo of your work and click ok.

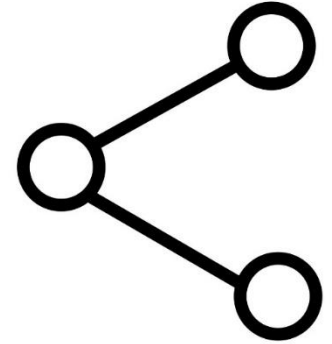
Repeat as necessary





# Android devices

Step 7 - Click on the share icon



Step 8 - Then select the relevant email icon

Click on 'more' and find the Microsoft Outlook icon

